

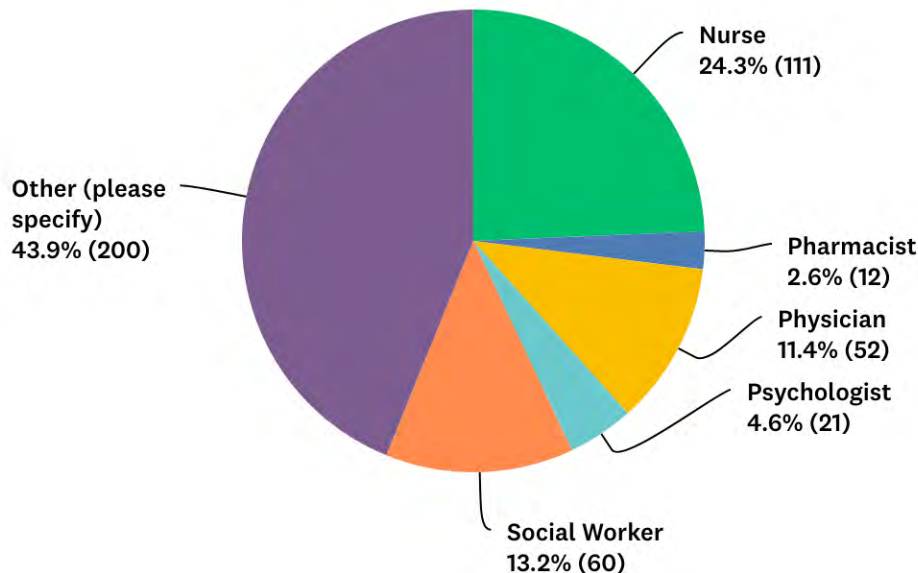
CITI Program CE/CME Survey 2021

In June 2021, as the number of COVID-19 infections, hospitalizations, and deaths significantly decreased, and before the prevalence in the US of the COVID-19 Delta and Lambda variants, we surveyed a sample of our learners who had been actively involved in obtaining CE credit online regarding their perspective on current and future participation in continuing education using in-person and virtual formats. The survey was conducted from 15-28 June 2021 and anonymously recruited participants from 250,000 persons (out of 1.5 million learners) who completed a CITI Program course in the last five years, obtained CE credit, and indicated a willingness to be contacted for such efforts. A total of 462 responses were received, and the typical time spent completing the survey was 5 minutes.

Q1

What best describes your profession? (Or, if a trainee, your professional aspiration.)

Answered: 456 Skipped: 6

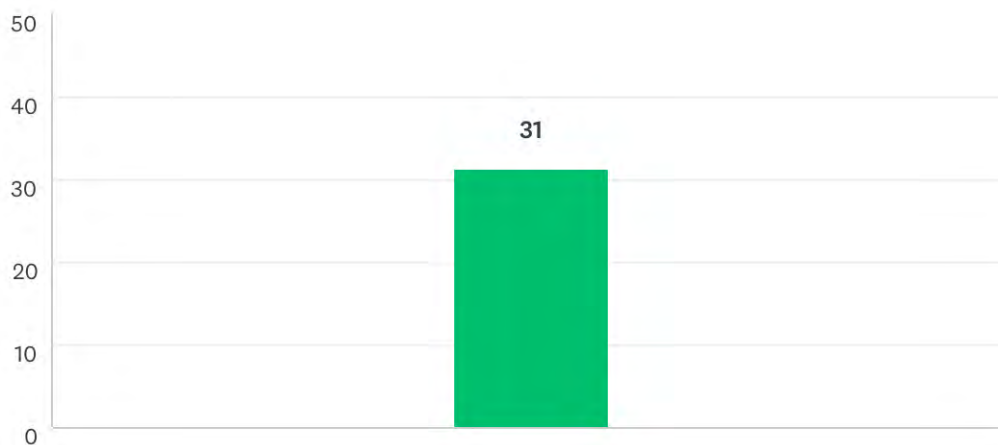


ANSWER CHOICES	RESPONSES	
Nurse	24.3%	111
Pharmacist	2.6%	12
Physician	11.4%	52
Psychologist	4.6%	21
Social Worker	13.2%	60
Other (please specify)	43.9%	200
TOTAL		456

Q2

Approximately how many total CE/CME hours do you earn in an average year to maintain your professional licensure or certification? If your CE/CME activities are planned over more than one year because the requirements that apply to you are for a longer period, please divide that number to provide an approximate per-year amount.

Answered: 426 Skipped: 36



ANSWER CHOICES	AVERAGE NUMBER	TOTAL NUMBER	RESPONSES
	31	13,335	426

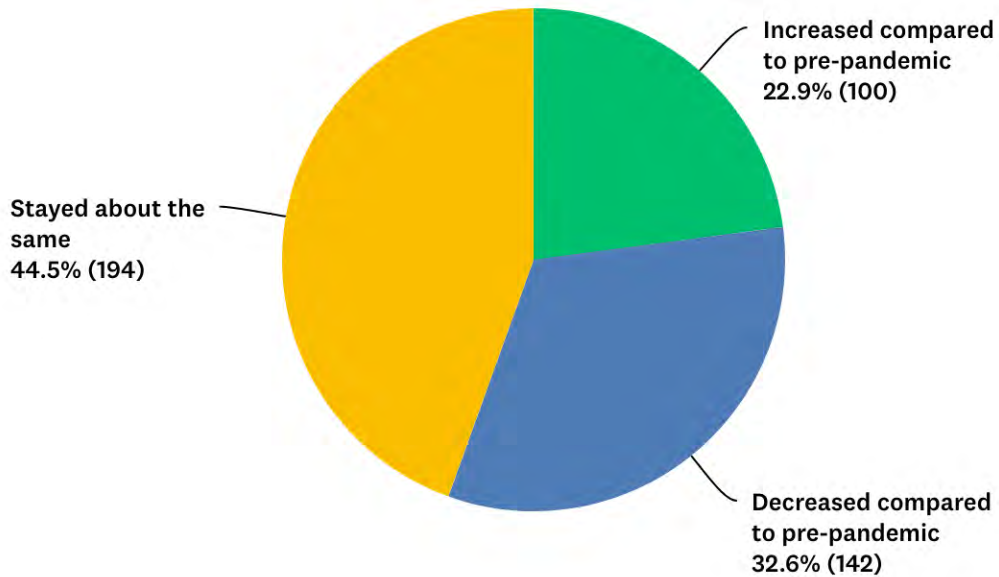
Total Respondents: 426

BASIC STATISTICS					?
MINIMUM	MAXIMUM	MEDIAN	MEAN	STANDARD DEVIATION	
0.00	80.00	30.00	31.30	24.50	

Q3

During the pandemic, has your pace of earning CE/CME hours increased, decreased, or stayed about the same as before the pandemic?

Answered: 436 Skipped: 26

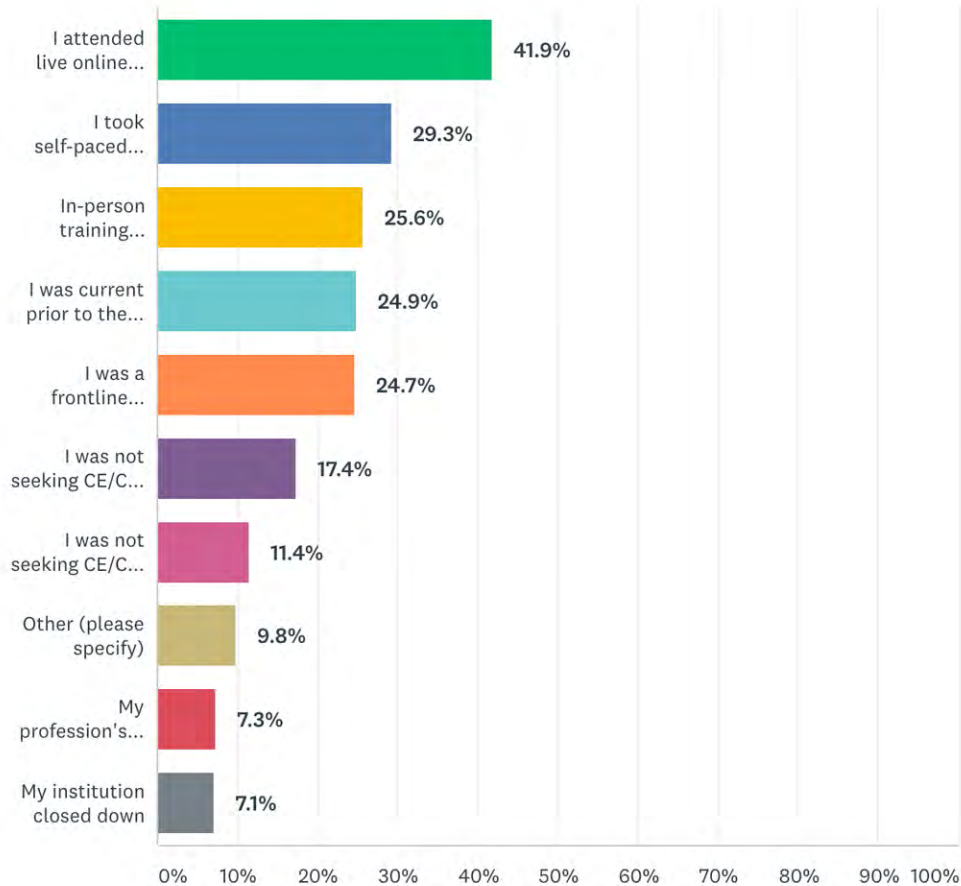


ANSWER CHOICES	RESPONSES	
Increased compared to pre-pandemic	22.9%	100
Decreased compared to pre-pandemic	32.6%	142
Stayed about the same	44.5%	194
TOTAL		436

Q4

What factors affected your pace of earning CE/CMEs during the pandemic? (Please check all that apply.)

Answered: 437 Skipped: 25

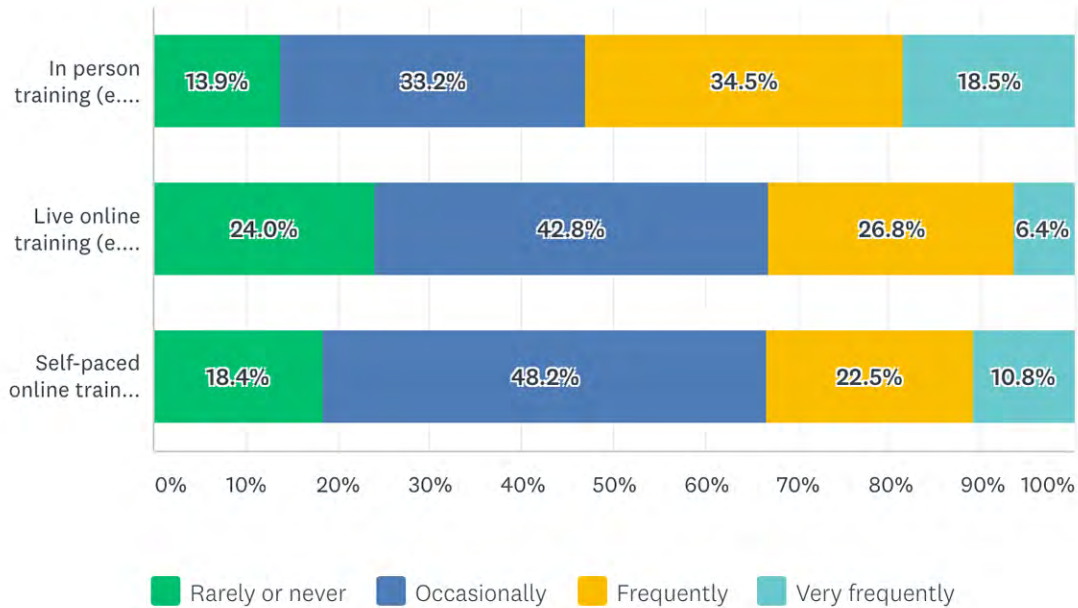


ANSWER CHOICES	RESPONSES	
I attended live online meetings, webinars, etc.	41.9%	183
I took self-paced online courses	29.3%	128
In-person training stopped	25.6%	112
I was current prior to the pandemic	24.9%	109
I was a frontline worker	24.7%	108
I was not seeking CE/CME during the pandemic	17.4%	76
I was not seeking CE/CME before the pandemic	11.4%	50
Other (please specify)	9.8%	43
My profession's governing body extended recertification deadlines	7.3%	32
My institution closed down	7.1%	31
Total Respondents: 437		

Q5

Before the pandemic, what type(s) of training did you generally use to meet your CE/CME requirements? (Skip the question if you were not pursuing CE/CME before the pandemic.)

Answered: 381 Skipped: 81

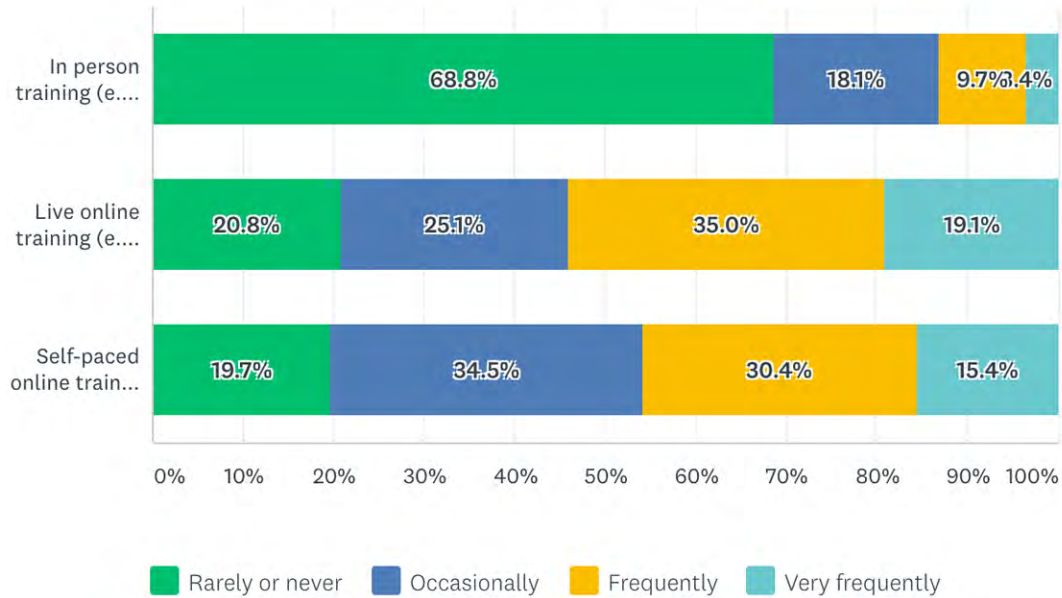


	RARELY OR NEVER	OCCASIONALLY	FREQUENTLY	VERY FREQUENTLY	TOTAL
In person training (e.g., professional meetings and conferences, Grand Rounds)	13.9% 51	33.2% 122	34.5% 127	18.5% 68	368
Live online training (e.g., live-streamed presentations and webinars)	24.0% 87	42.8% 155	26.8% 97	6.4% 23	362
Self-paced online training (e.g., online courses like CITI's, other enduring materials)	18.4% 68	48.2% 178	22.5% 83	10.8% 40	369

Q6

During the pandemic, what type(s) of training have you used to meet your CE/CME requirements? (Skip the question if you have not been pursuing CE/CME during the pandemic.)

Answered: 356 Skipped: 106

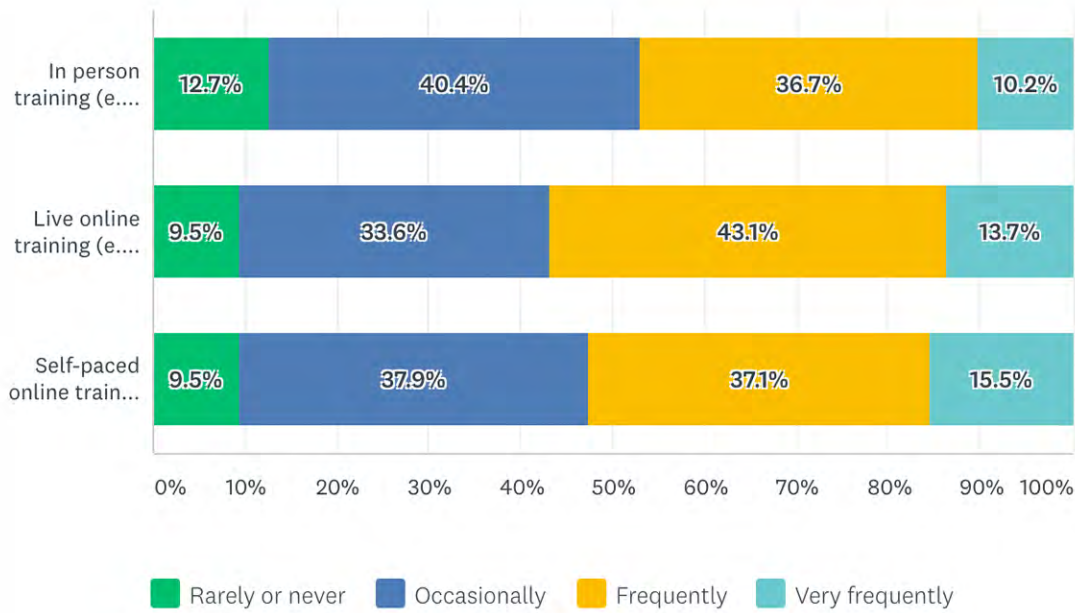


	RARELY OR NEVER	OCCASIONALLY	FREQUENTLY	VERY FREQUENTLY	TOTAL
In person training (e.g., professional meetings and conferences, Grand Rounds)	68.8% 220	18.1% 58	9.7% 31	3.4% 11	320
Live online training (e.g., live-streamed presentations and webinars)	20.8% 72	25.1% 87	35.0% 121	19.1% 66	346
Self-paced online training (e.g., online courses like CITI's, other enduring materials)	19.7% 68	34.5% 119	30.4% 105	15.4% 53	345

Q7

After the pandemic, as things return to normal, what type(s) of training do you anticipate using to meet your CE/CME requirements? (Skip the question if you do not anticipate pursuing CE/CME in the future.)

Answered: 378 Skipped: 84

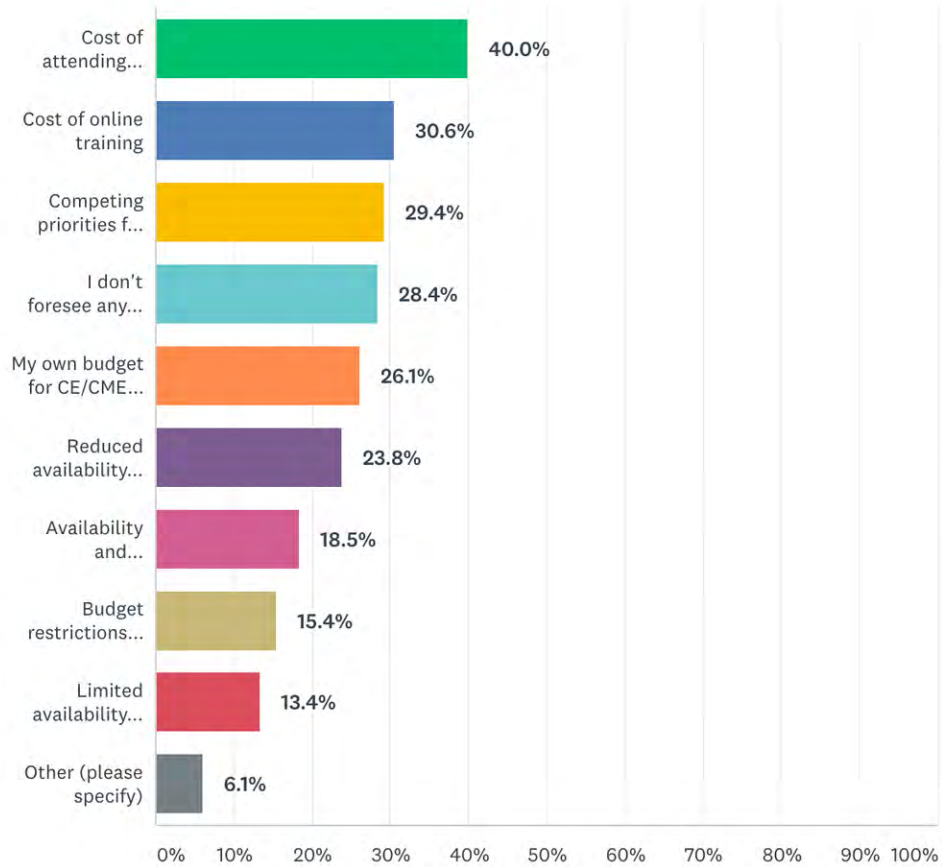


	RARELY OR NEVER	OCCASIONALLY	FREQUENTLY	VERY FREQUENTLY	TOTAL
In person training (e.g., professional meetings and conferences, Grand Rounds)	12.7% 45	40.4% 143	36.7% 130	10.2% 36	354
Live online training (e.g., live-streamed presentations and webinars)	9.5% 34	33.6% 120	43.1% 154	13.7% 49	357
Self-paced online training (e.g., online courses like CITI's, other enduring materials)	9.5% 35	37.9% 139	37.1% 136	15.5% 57	367

Q8

What major barriers related to meeting your CE/CME requirements do you perceive you may have going forward? (Please check all that apply.)

Answered: 395 Skipped: 67

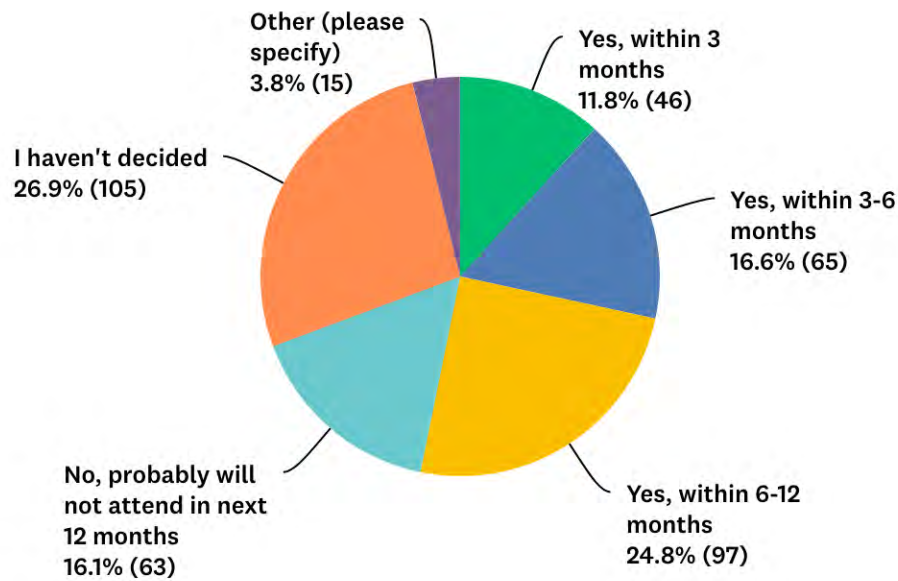


ANSWER CHOICES	RESPONSES	
Cost of attending in-person meetings	40.0%	158
Cost of online training	30.6%	121
Competing priorities for my time	29.4%	116
I don't foresee any major barriers	28.4%	112
My own budget for CE/CME activities	26.1%	103
Reduced availability of in-person training	23.8%	94
Availability and effectiveness of online training	18.5%	73
Budget restrictions for CE/CME at my institution	15.4%	61
Limited availability of live online meetings	13.4%	53
Other (please specify)	6.1%	24
Total Respondents: 395		

Q9

Do you plan to attend an in-person/live conference for CE/CME credits in the near future?

Answered: 391 Skipped: 71

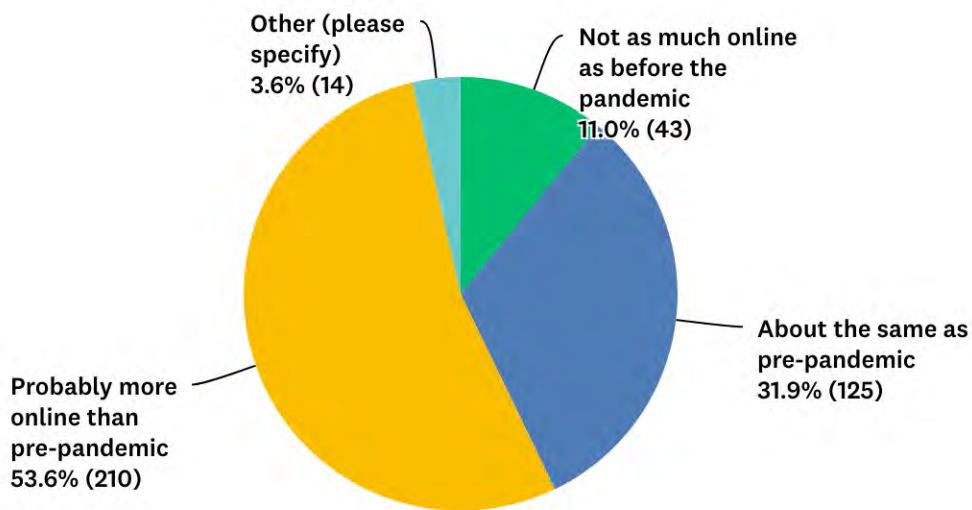


ANSWER CHOICES	RESPONSES	
Yes, within 3 months	11.8%	46
Yes, within 3-6 months	16.6%	65
Yes, within 6-12 months	24.8%	97
No, probably will not attend in next 12 months	16.1%	63
I haven't decided	26.9%	105
Other (please specify)	3.8%	15
TOTAL		391

Q10

How likely are you to earn CE/CME credits online/virtual post-pandemic compared to pre-pandemic?

Answered: 392 Skipped: 70



ANSWER CHOICES	RESPONSES	
Not as much online as before the pandemic	11.0%	43
About the same as pre-pandemic	31.9%	125
Probably more online than pre-pandemic	53.6%	210
Other (please specify)	3.6%	14
TOTAL		392